

# Practically Pinot

Angela Sparrow

Time



Allan Antcliff, by David Dunstan, 1980







Talent







# Tasks







# Tests



## Analysis of variance

Variate: Tannin\_g\_L

Source of variation	d.f.	s.s.	m.s.	v.r.	F pr.
Rep stratum	3	0.027665	0.009222	1.08	
Rep.*Units* stratum					
Trt	5	0.142789	0.028558	3.36	0.031
Residual	15	0.127552	0.008503		
Total	23	0.298006			

## Information summary

All terms orthogonal, none aliased.

Message: the following units have large residuals.

Rep 2 \*units\* 6 -0.159 s.e. 0.073

## Tables of means

Variate: Tannin\_g\_L

Grand mean 0.872

Trt	1	2	3	4	5	6
	0.709	0.907	0.851	0.924	0.926	0.916

## Standard errors of differences of means

Table	Trt
rep.	4
d.f.	15
s.e.d.	0.0652

71 AGRAPH [SAVE=a2save(2); METHOD=means; PSE=differences] X=Trt  
72 IF \_ibalance.eq 0 OR \_ibalance.eq 1

	Mean	
1	0.7091	a
3	0.8513	ab
2	0.9067	ab
6	0.9155	ab
4	0.9241	b
5	0.9259	b

78 ENDIF  
79 SET [IN=+]

GenStat Release 13.1 ( PC/Windows XP) 09 August 2012 11:28:29  
Copyright 2010, VSN International Ltd.  
Registered to: Uni of Tasmania

GenStat Thirteenth Edition  
GenStat Procedure Library Release PL21.1



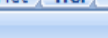
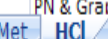
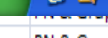
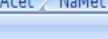
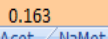


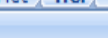
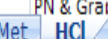
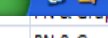
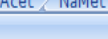
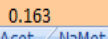


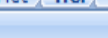
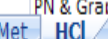
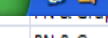
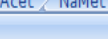
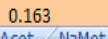


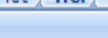
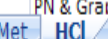
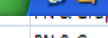
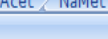
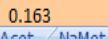

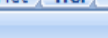
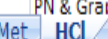
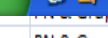
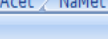
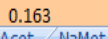


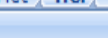
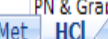
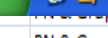
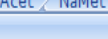
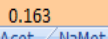


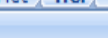
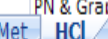
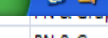
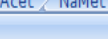
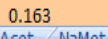


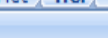
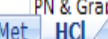
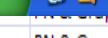
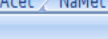
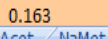


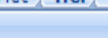
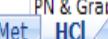
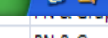
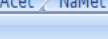
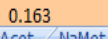


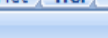
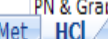
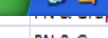
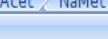
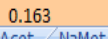


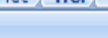
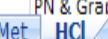
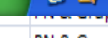
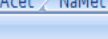
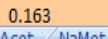

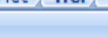
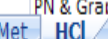
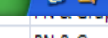
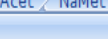
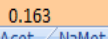


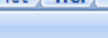
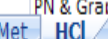
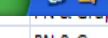
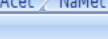
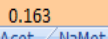

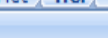
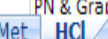
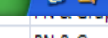
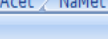
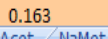

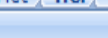
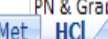
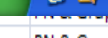
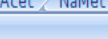
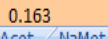


```
1 %CD 'E:/Removable Disk (E)/Post grad/Trials 2012/Analyses 2012'
2 "Data taken from File: \
3 E:/Removable Disk (E)/Post grad/Trials 2012/Analyses 2012/Trial
A/A_MASTER.xlsx\
-4 "
5 DELETE [REDEFINE=yes] _stitle_: TEXT _stitle_
6 READ [PRINT=+, SETNVALUES=yes] _stitle_
10 PRINT [PRINT=+] _stitle_, JUST=left
```

Data imported from Excel file: E:\Removable Disk (E)\Post grad\Trials 2012\Analyses 2012\Trial  
A/A\_MASTER.xlsx  
on: 9-Aug-2012 11:38:24  
taken from sheet "All bottling", cells A2:J25

```
11 DELETE [REDEFINE=yes]
Trt_details, Trt, Rep, CD_acetal_AU, Anthocyanin_mg_L, \
12 Non_bleachable_pigment_AU, Total_Pigment_AU, %_non_bleachable_pigment, \
13 Total_phenolics_AU, Tannin_g_L
14 UNITS [NVALUES=+]
15 FACTOR [MODIFY=yes; NVALUES=24; LEVELS=6; LABELS=!( 'PN & CH marc', \
16 'PN & ferm PN marc', 'PN & GrapeEx', 'PN & PG marc', 'PN & FN marc', \
17 'FN Control'); REFERENCE=1] Trt_details
18 READ Trt_details; PREPRESENTATION=ordinal
```

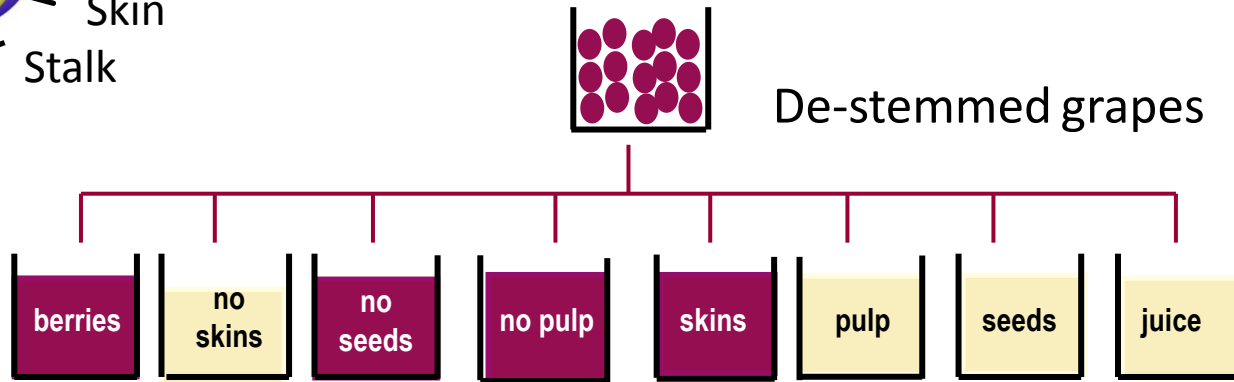
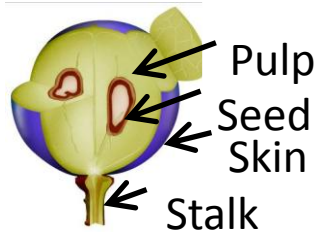
Identifier Values Missing Levels

Page: 3 of 13 Words: 1,635 English (Australia)

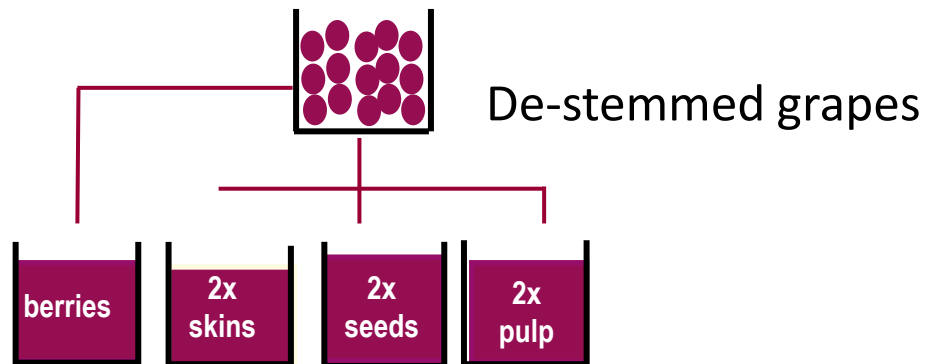




**Trials**

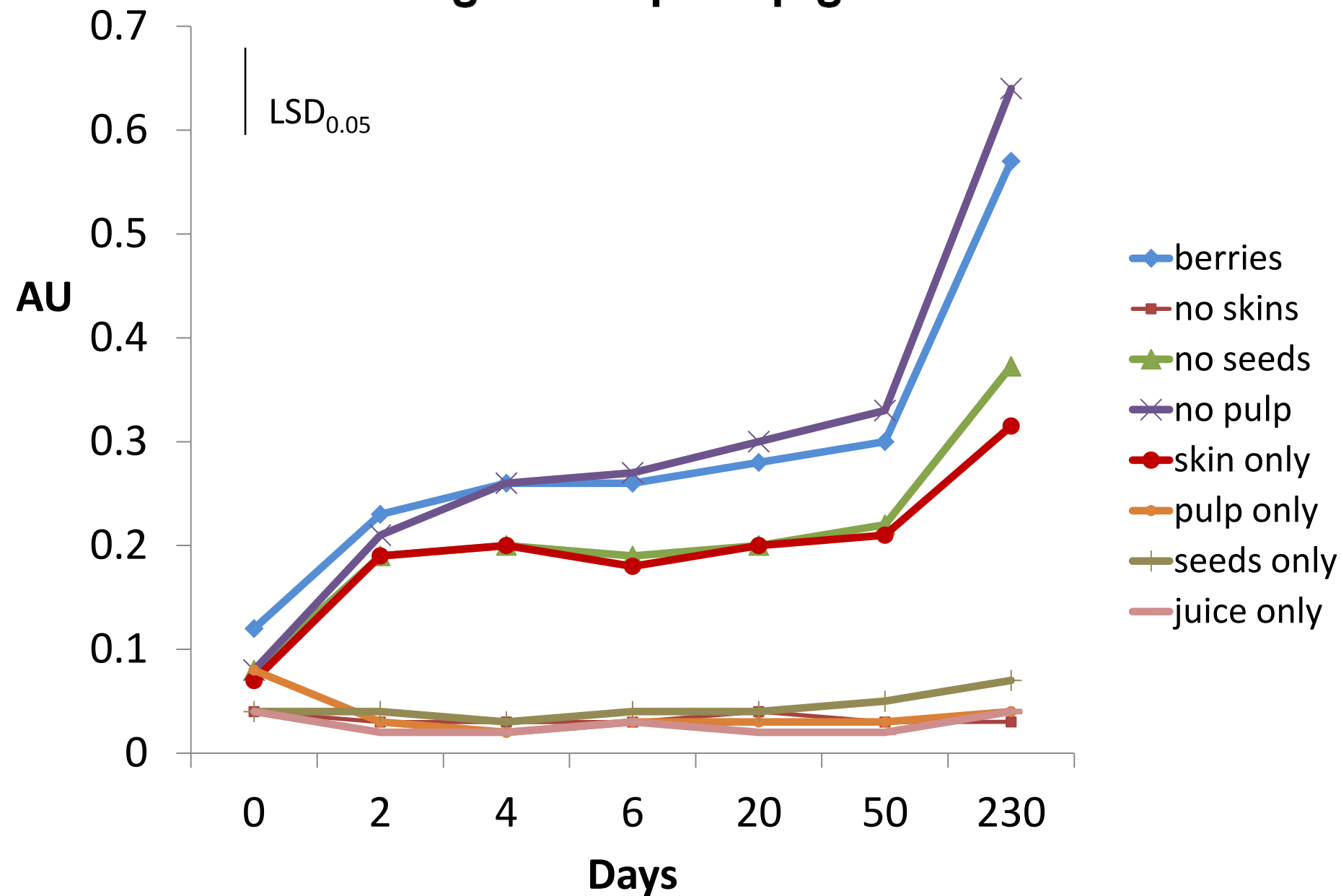


**Trial 1: Omit component(s)**

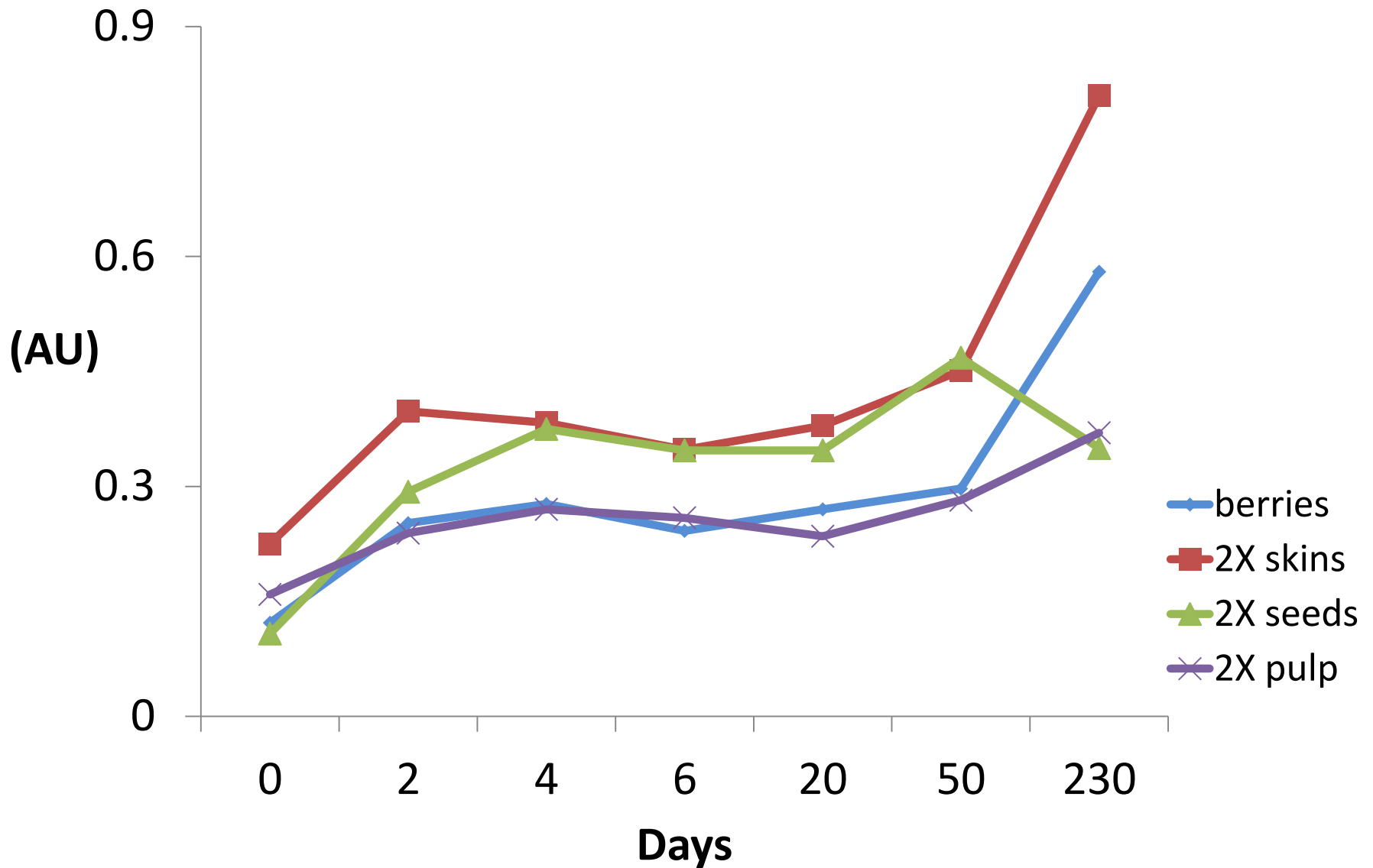


**Trial 2: Double component**

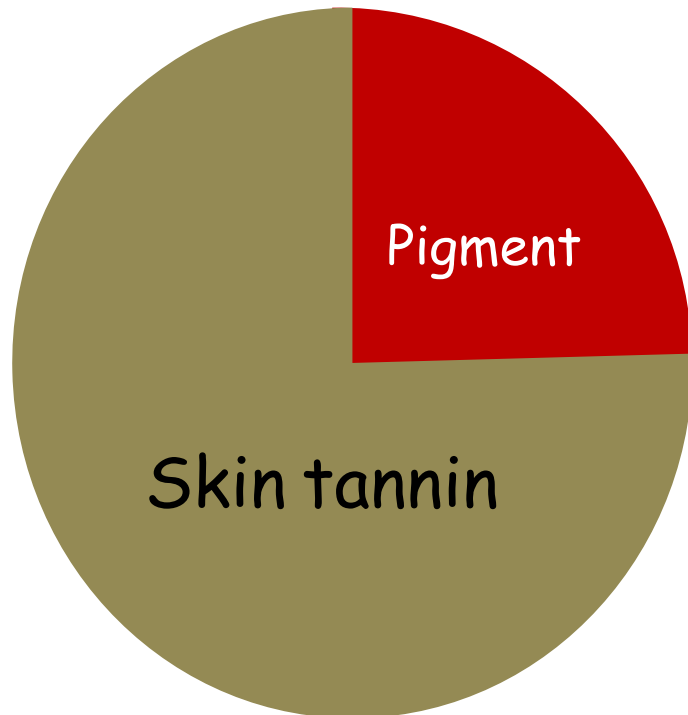
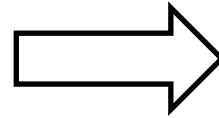
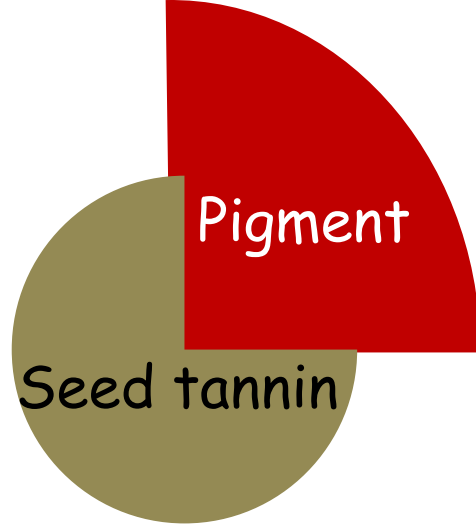
## Missing bunch part: pigmented tannin





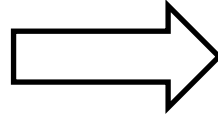
# Double bunch part: pigmented tannin



Tale

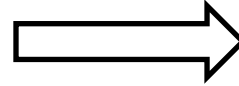




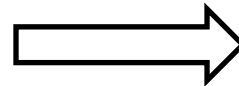


Think

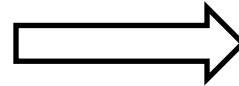
Pigmented tannin




Seed tannin



Skin tannin



Seed Tannin > skin tannin

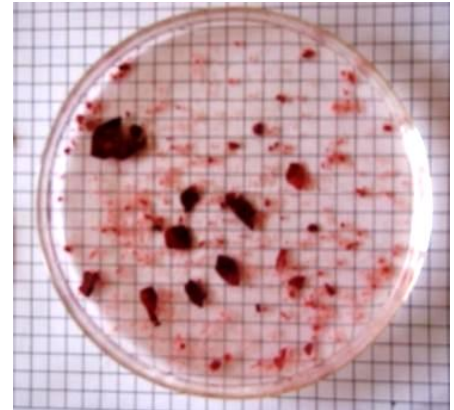


So....

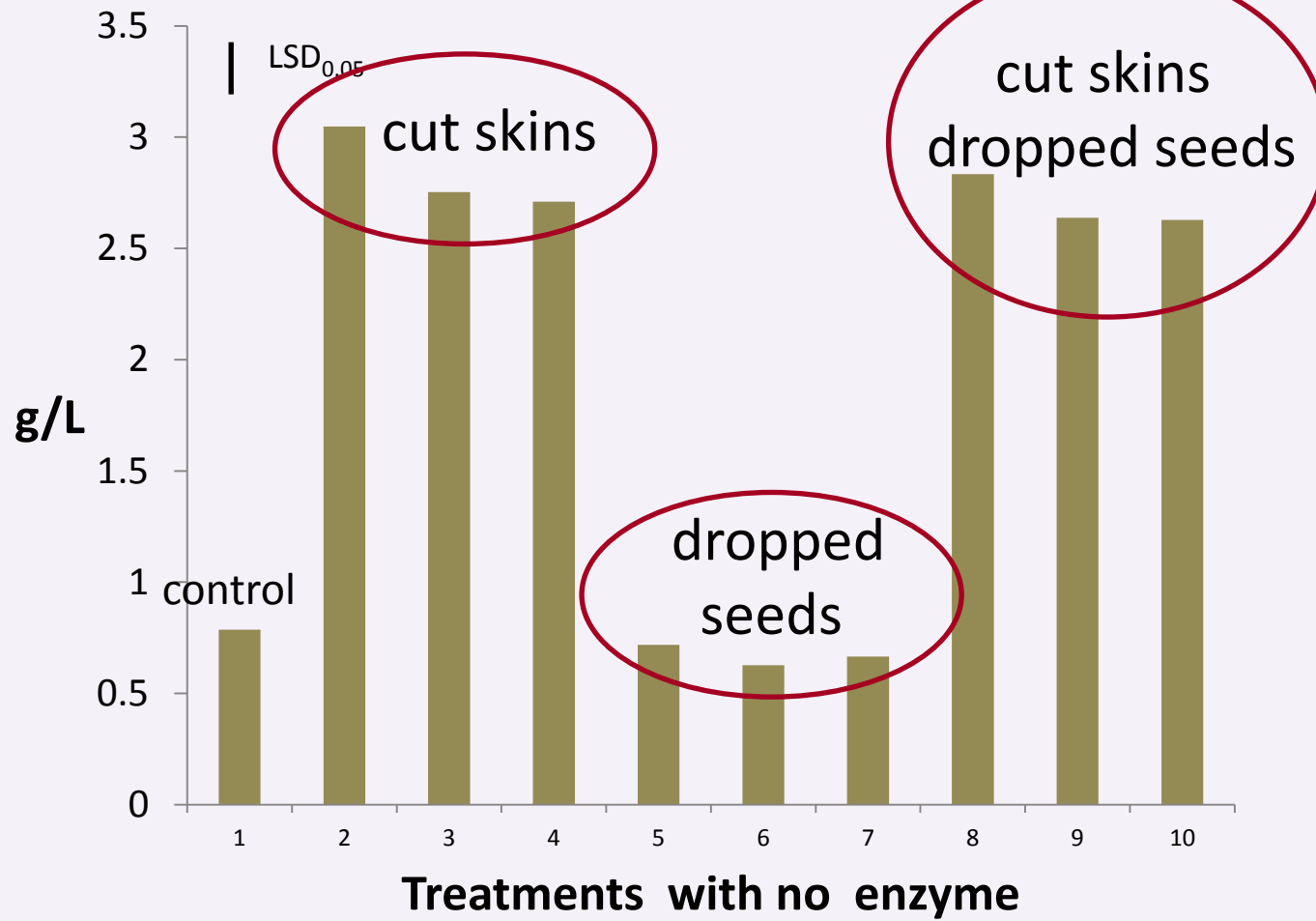
Add skins



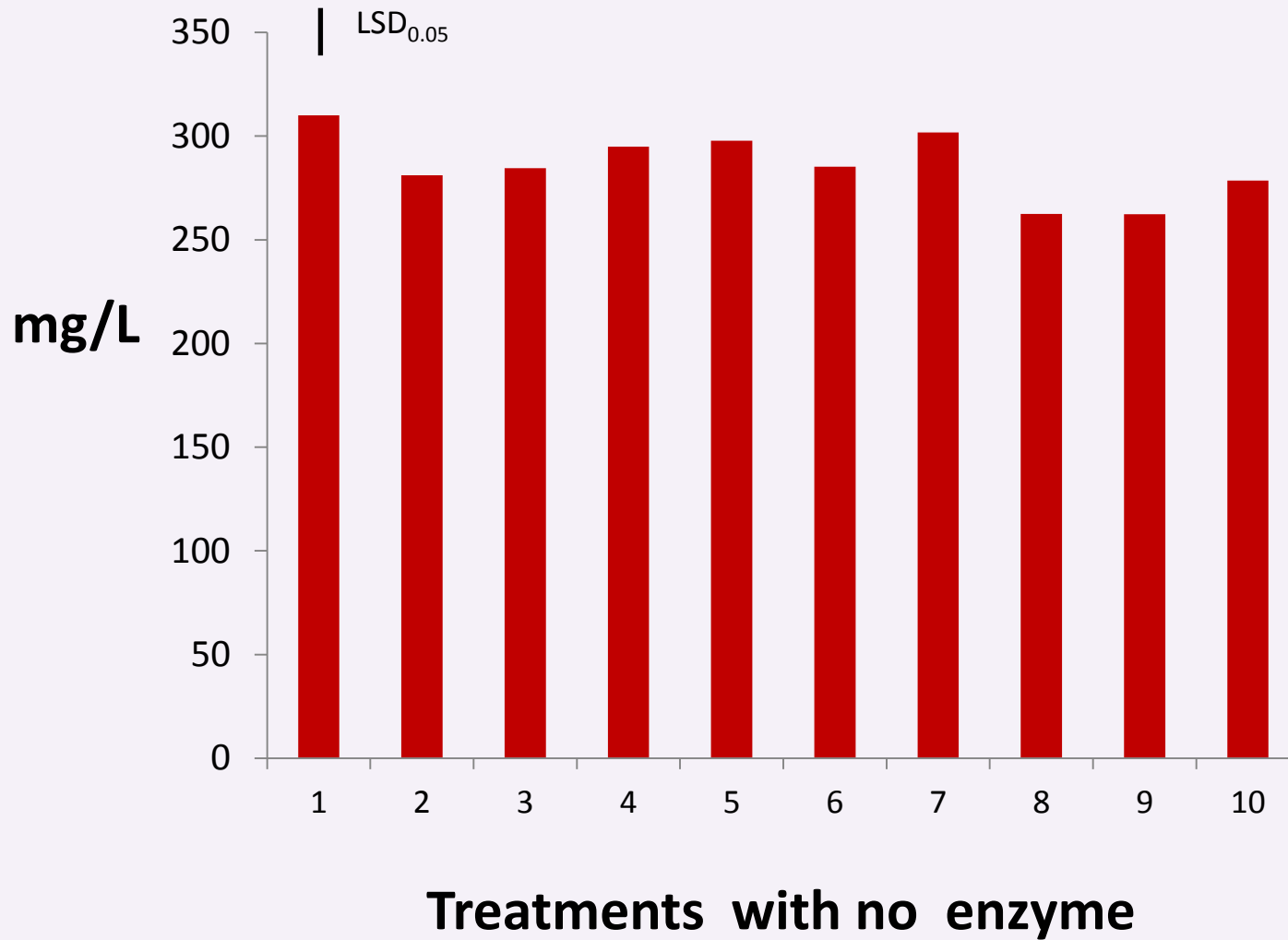
Cut skins



## Tannin

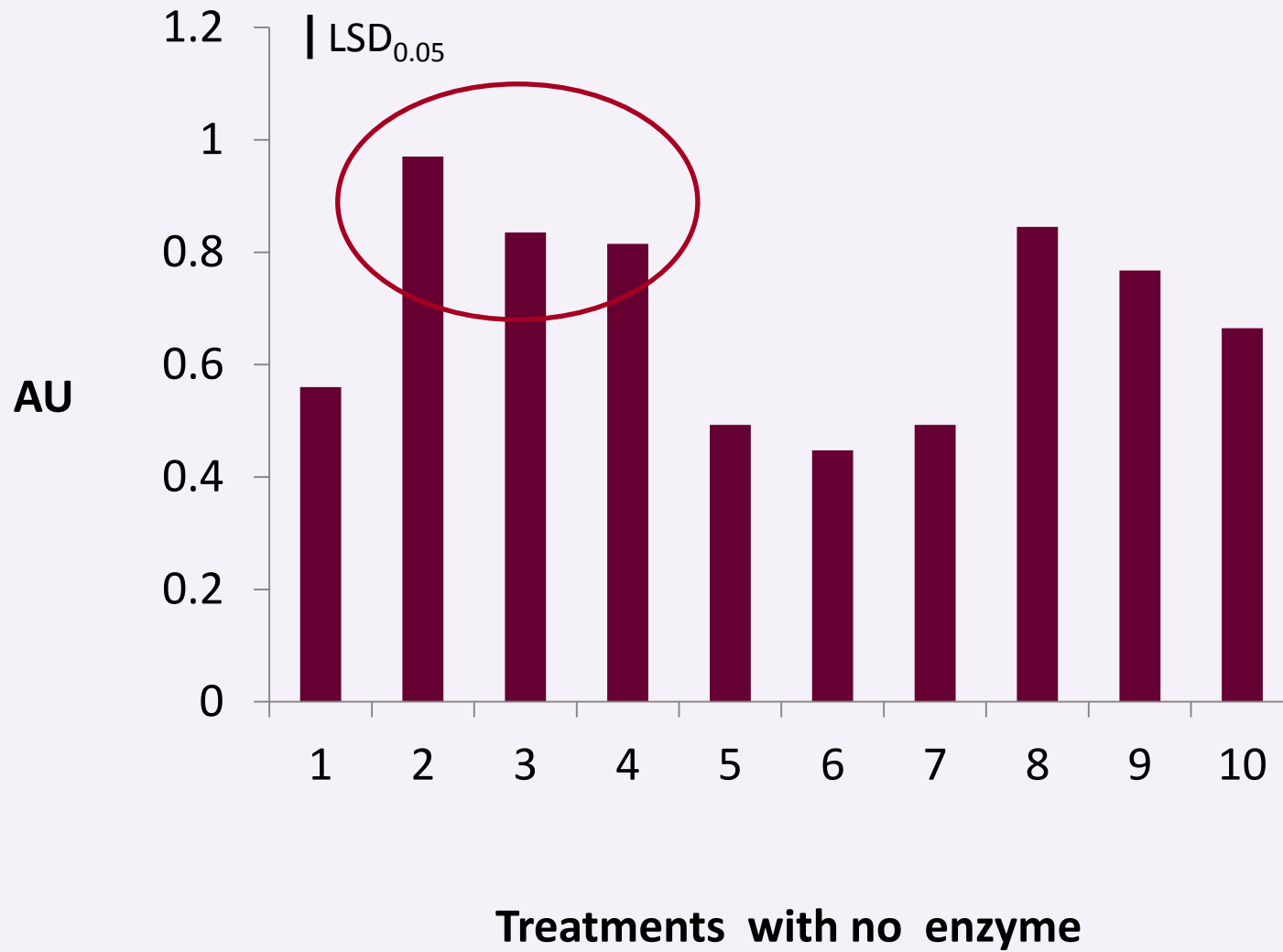


# Anthocyanin





# Pigmented Tannin





- Australian Postgraduate Award
- Grape & Wine Research & Development Corporation
- Australian Wine Research Institute
- Brown Brothers Tasmanian Estates, Kayena vineyard
- Bob Dambergs, Richard Smart
- Phillip Knowles, Bill Edwards, Mark Wilson

# Thanks!

Email: [Angela.Sparrow@utas.edu.au](mailto:Angela.Sparrow@utas.edu.au)  
Perennial Horticulture Centre  
Tasmanian Institute of Agriculture  
Mount Pleasant Laboratories,  
Launceston

