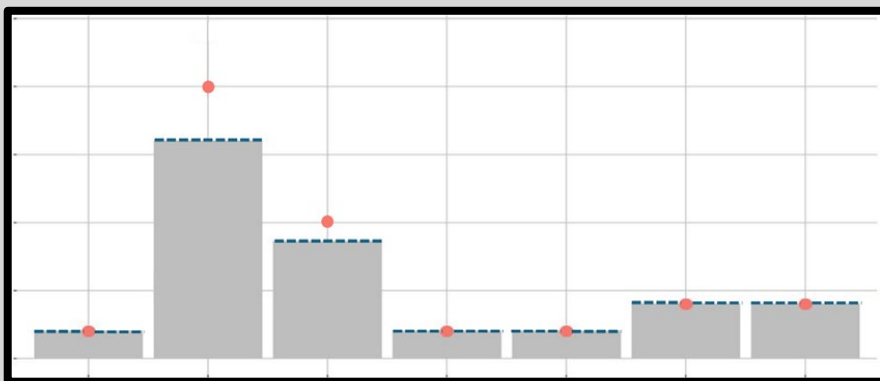
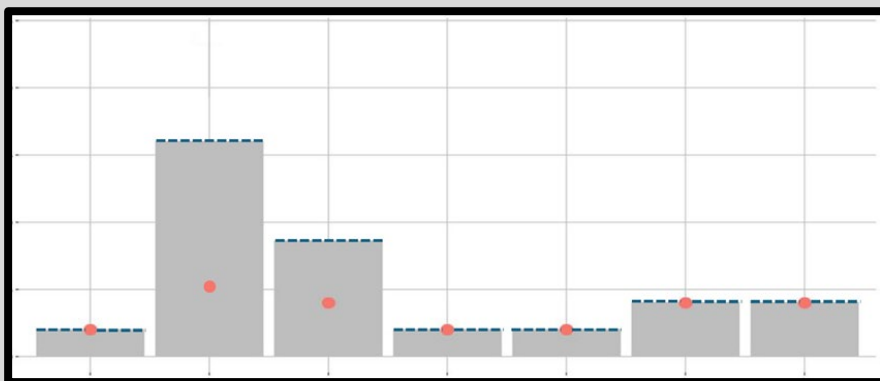


A quick guide to interpreting your smoke results

No evidence of smoke exposure

If all dots are on the line or within the grey bars.



Uncertain evidence of smoke exposure

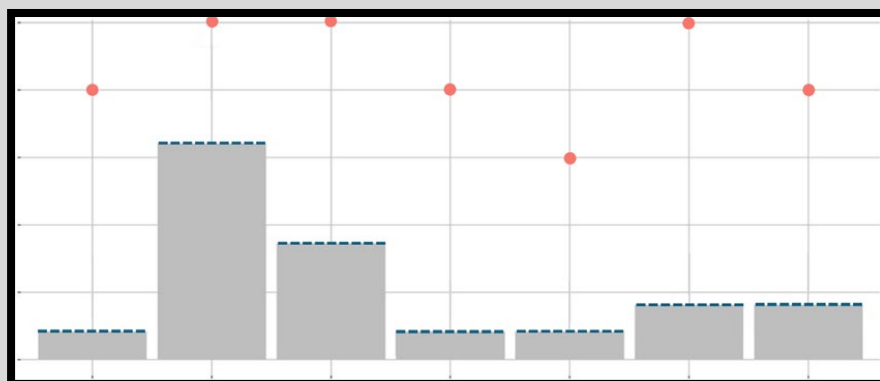
Contact AWRI helpdesk

If some dots are just above the line and some dots within the grey bars.

Exposure detected

Contact AWRI helpdesk

If all dots are above the grey bars.



- Grey bars = natural baseline (variety specific)
- Red dots = your sample result
- Dashed line = upper limit of baseline range

This work was supported by Wine Australia, with levies from Australia's grapegrowers and winemakers and matching funds from the Australian Government. The AWRI is a member of the Wine Innovation Cluster in Adelaide, SA.



Contact

For further information, please contact:

AWRI helpdesk team

Phone 08 8313 6600 **Email** helpdesk@awri.com.au

Website https://www.awri.com.au/industry_support/winemaking_resources/smoke-taint/

Address Wine Innovation Central Building, Corner of Hartley Grove & Paratoo Rd, Urrbrae (Adelaide), SA 5064